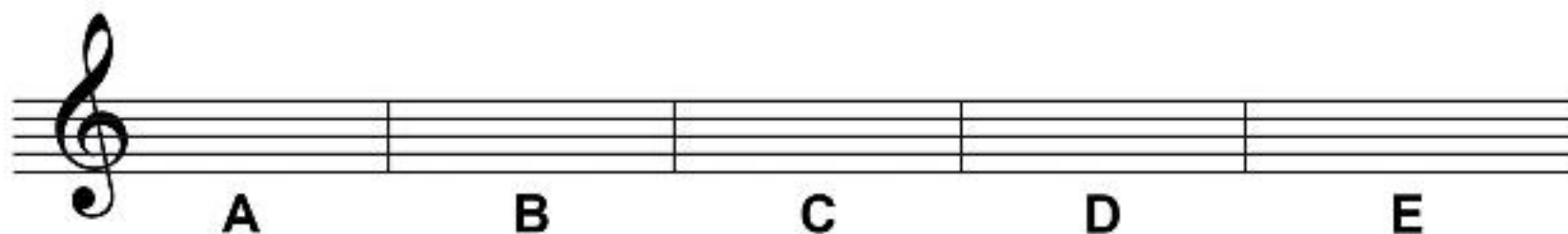


## Repeat Signs




*D.C. D.S Fine*






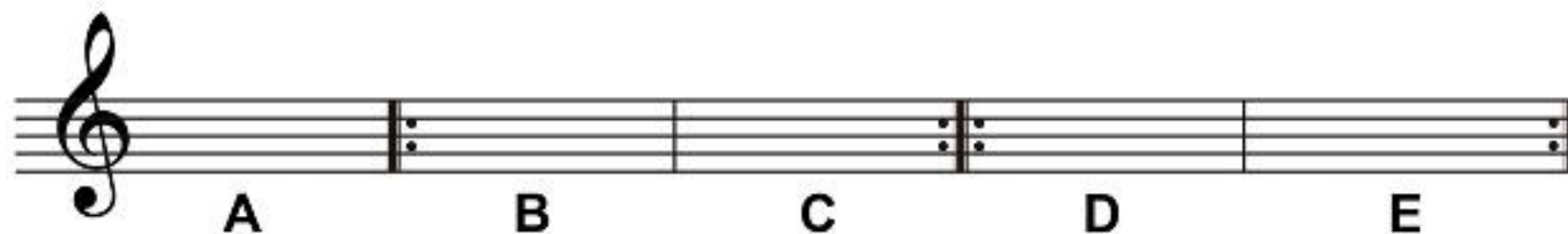
**You play in succession, so A B C D E**



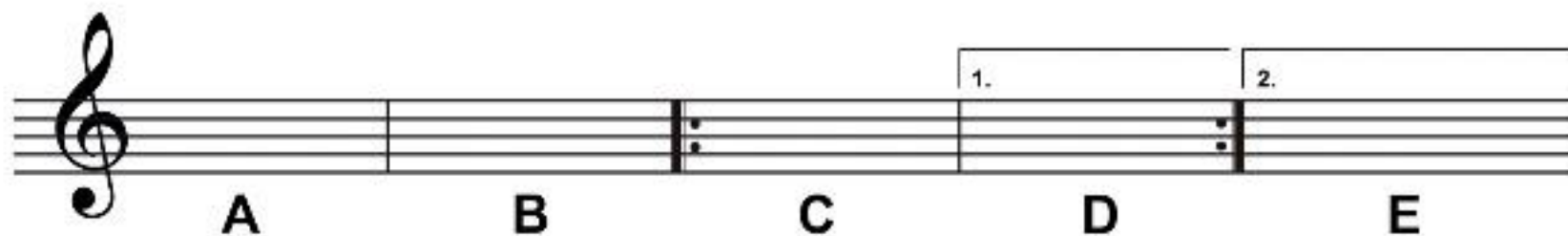
**You repeat everything from the beginning,  
so A B C D E A B C D E**




**You repeat between the signs, so A B C D E D E**



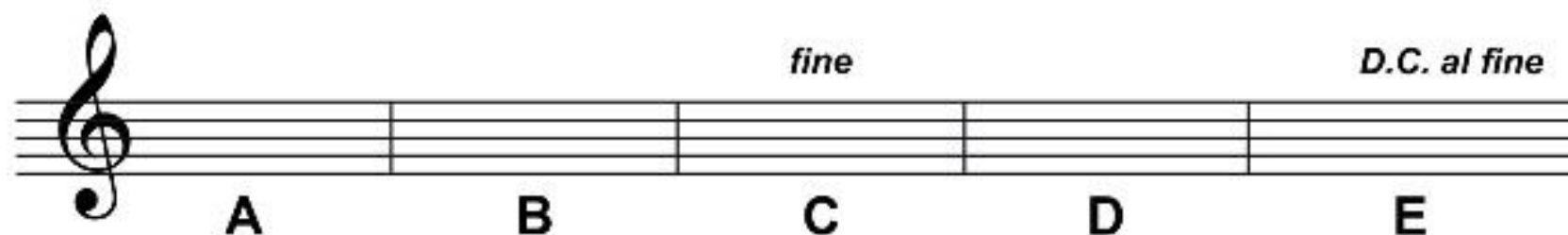
**The sequence here becomes A B C B C D E D E**



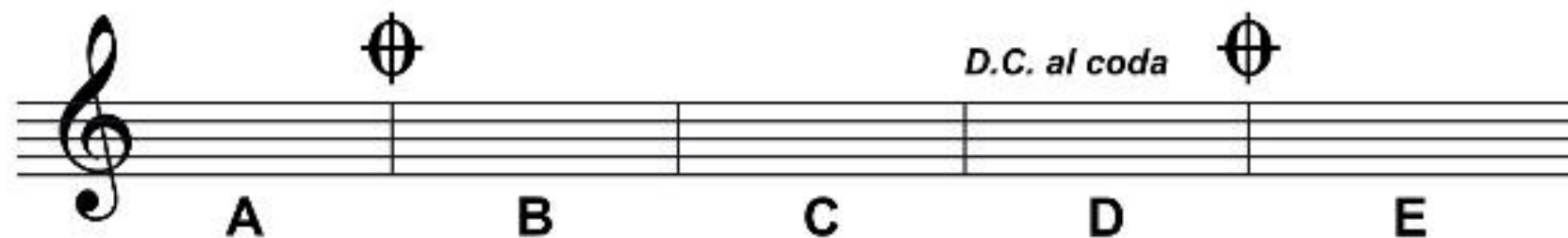
You play up to 1, then you repeat from the repeat sign. You skip 1 and you continue with 2, so the sequence here becomes A B C D C E



You can also repeat the repetition more often:  
the sequence here becomes A B C D C D C E



D.C. = Da Capo = From beginning. Fine = End.  
The sequence is A B C D E A B C



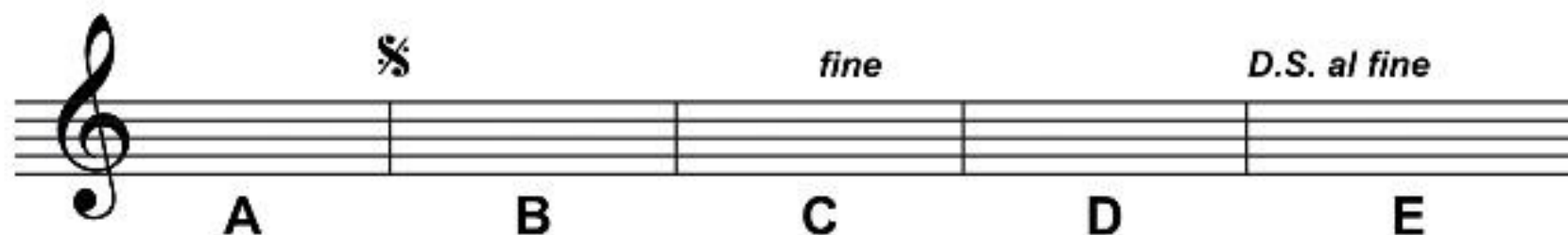
⊕ = coda symbol. Da Capo al coda: from beginning to coda symbol,  
then play the tail part (the "Coda"). The sequence is A B C D A E

**All kinds of constructions are possible:**


**Da Capo al fine e poi la coda  
(poi = then)**

**Da Capo al fine senza repetitione e poi la coda  
(senza repetitione = without repetition)**

**Also indications such as al fine e poi la coda  
sometimes omitted, but played.  
It depends a bit on the composer.**



D.S. = Dal Segno = From the sign.  
 The sequence is A B C D B C



**S** = segno sign. Dal Segno al coda: from segno sign to coda symbol, then play the tail part (the "Coda"). The sequence is A B C D B E

Again, all kinds of constructions are possible here:

Dal Segno al fine e poi la coda  
Dal Senzo al fine senza repetitione e poi la coda

Also the coda signs are sometimes clarified

