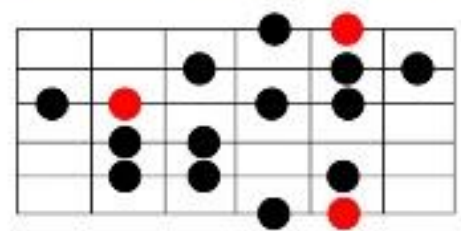


	I	II	III	IV	V	VI	VII	VIII	IX	X	XI	XII	XIII	XIV	XV
e	f		gis	a			b	c		d		e	f		gis
b	c		d		e	f	d	gis	a		b	c		d	
gis	a		b	c			a	b	c		d	gis	a		
d	e	f		gis			e	f		gis	a		b	c	
a	b	c		d			e	f		d	e	f		gis	
e	f		gis	a			b	c		d	e	f		gis	



Harmonische mineurtoonladder

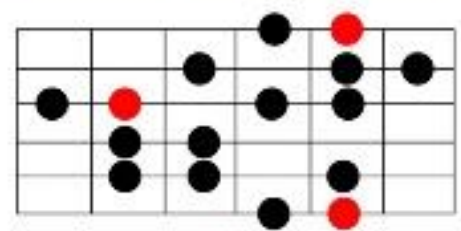
De rode noten zijn de grondtonen
De groene kruizen bedekken de noten g die veranderen in de noten gis

a	ais	b	c	cis	d	dis	e	f	fis	g	gis
	bes			des		es			ges		as

In dit voorbeeld heet de toonladder Am,
ga je twee frets hoger dan heet de toonladder Bm,
ga je twee frets lager dan heet de toonladder Gm

Met de notenlineaal kun je gemakkelijk uitrekenen in welke toonsoort je speelt wanneer je het patroon verschuift

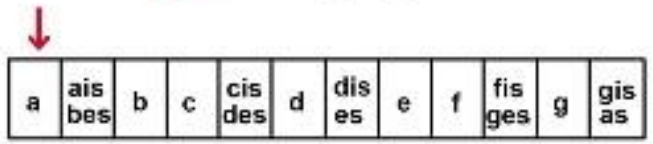
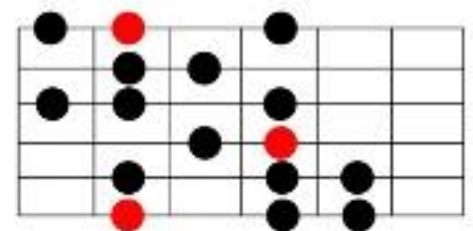
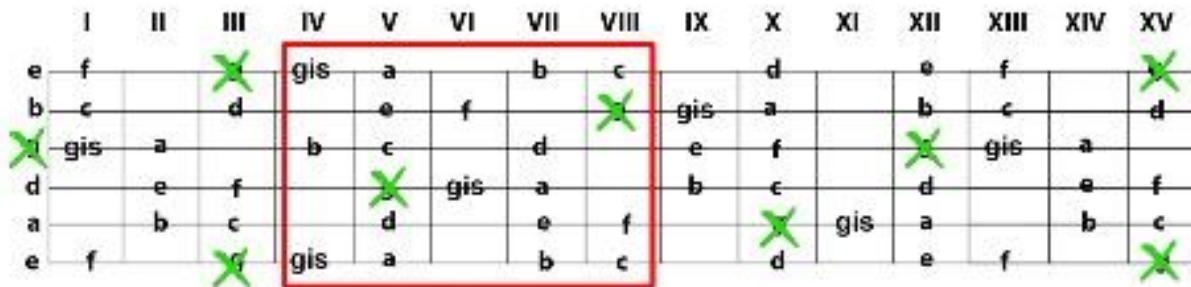
	I	II	III	IV	V	VI	VII	VIII	IX	X	XI	XII	XIII	XIV	XV
e	f		gis	a			b	c		d		e	f		gis
b	c		d		e	f		gis	a			b	c		d
gis	a		b	c			d	e	f		gis	a			
d	e	f		gis			a	b	c		d	e	f		gis
a	b	c		d			e	f		gis	a		b	c	
e	f	gis	a				b	c		d	e	f			



a	ais	bes	b	c	cis	des	d	dis	es	e	f	gis	ges	g	gas
---	-----	-----	---	---	-----	-----	---	-----	----	---	---	-----	-----	---	-----

Notenlineaal

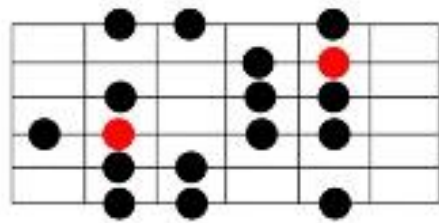
Harmonische mineurtoonladder Patroon 1



Notenlineaal

Harmonische mineurtoonladder Patroon 2

	I	II	III	IV	V	VI	VII	VIII	IX	X	XI	XII	XIII	XIV	XV
e	f		g	a	b	c	d	e	f	g	a	b	c	d	e
b	c		d	e	f	g	a	b	c	d	e	f	g	a	b
g	a		b	c	d	e	f	g	a	b	c	d	e	f	g
d	e		f	g	a	b	c	d	e	f	g	a	b	c	d
a	b		c	d	e	f	g	a	b	c	d	e	f	g	a
e	f		g	a	b	c	d	e	f	g	a	b	c	d	e

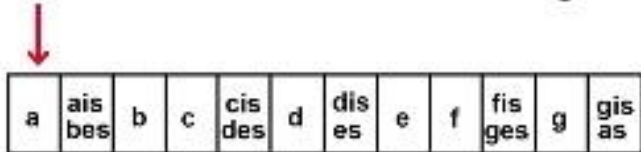
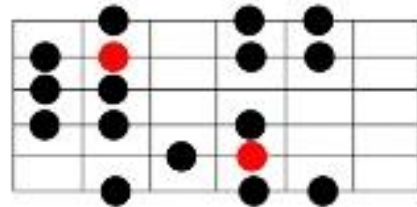
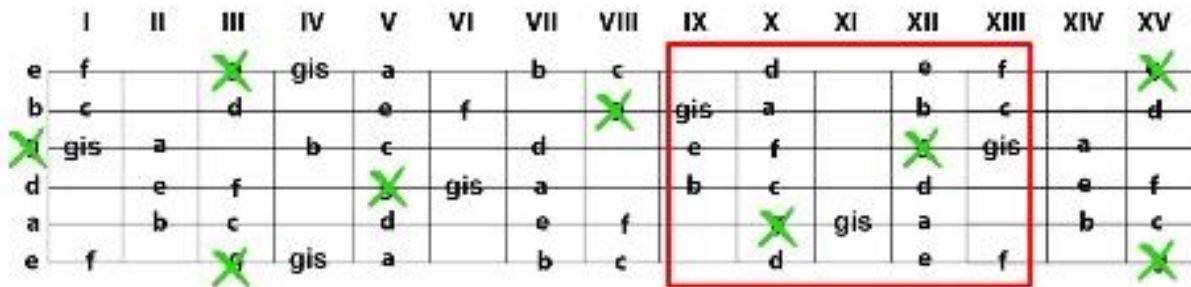


↓

a	ais bes	b	c	cis des	d	dis es	e	f	fis ges	g	gis as
---	------------	---	---	------------	---	-----------	---	---	------------	---	-----------

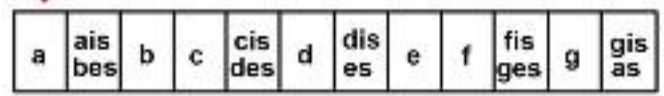
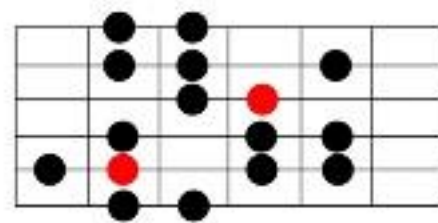
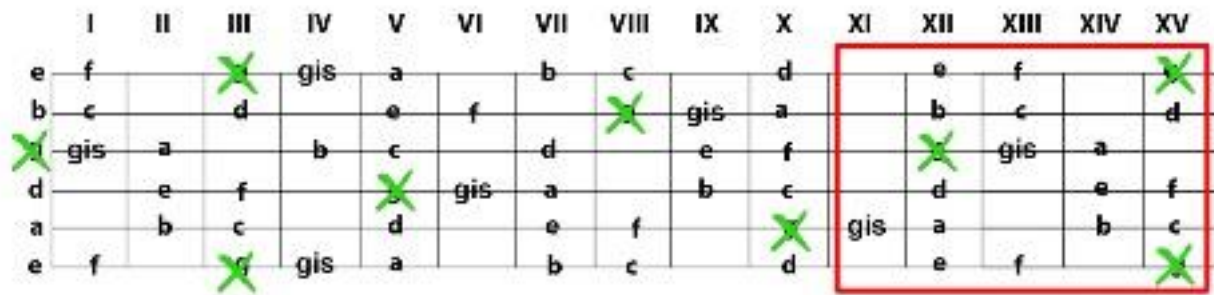
Notenlineaal

Harmonische mineurtoonladder Patroon 3



Notenlineaal

Harmonische mineurtoonladder Patroon 4



Notenlineaal

Harmonische mineurtoonladder Patroon 5