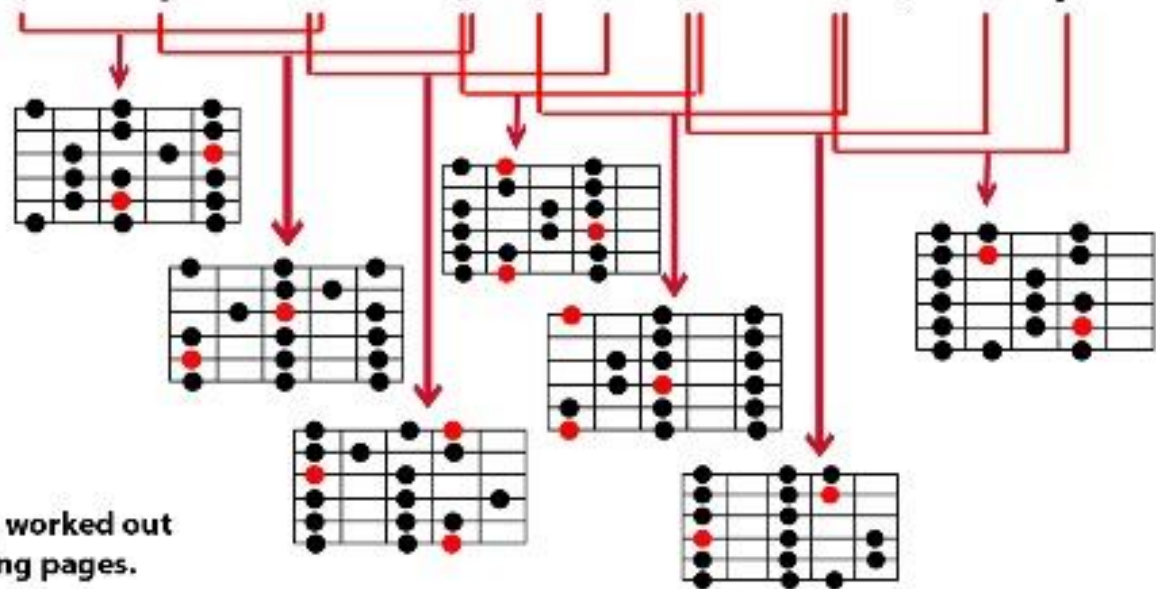


The major scales are played using 7 patterns.
 These patterns take into account the reach of your fingers.

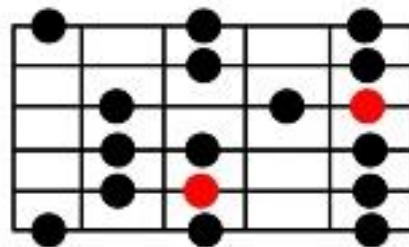
This is clearly visible in the overview on the right, because it has been worked out here for the scale of C.
 This scale has no sharps and flats.

	I	II	III	IV	V	VI	VII	VIII	IX	X	XI	XII	XIII	XIV	XV
e	f		g		a		b	c		d		e	f		g
b	c		d		e	f		g		a		b	c		d
g		a		b	c		d		e	f		g		a	
d		e	f		g		a		b	c		d		e	f
a		b	c		d		e	f		g		a		b	c
e	f		g		a		b	c		d		e	f		g



The patterns are worked out on the following pages.

	I	II	III	IV	V	VI	VII	VIII	IX	X	XI	XII
e	f		g		a		b	c		d		e
b			d		e	f		g		a		b
g		a		b	c		d		e	f		g
d		e	f		g		a		b	c		d
a		b	c		d		e	f		g		a
e	f		g		a		b	c		d		e



The root note is red, in the example above c.
In that case you start the pattern on the first fret.

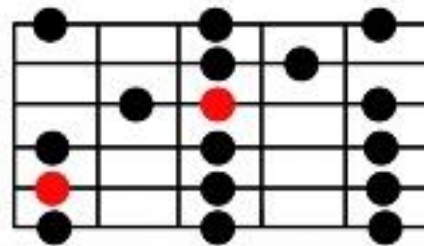
In the schedule below you see
what key you are in when you play
the pattern in another fret.

For example:

You play in the key of e when you
play the pattern in the 5th fret.

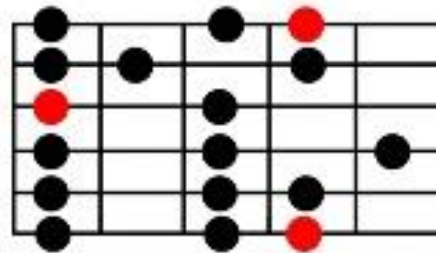
I	II	III	IV	V	VI	VII	VIII	IX	X	XI	XII
c	c# d b	d	d# e b	e	f	f# g b	g	g# a b	a	a# b b	b

	I	II	III	IV	V	VI	VII	VIII	IX	X	XI	XII
e	f		g		a		b	c		d		e
b	c				e	f		g		a		b
g	a		b	c		d			e	f		g
d	e	f		g		a			b	c		d
a	b	c		d		e	f		g		a	
e	f	g		a		b	c		d		e	



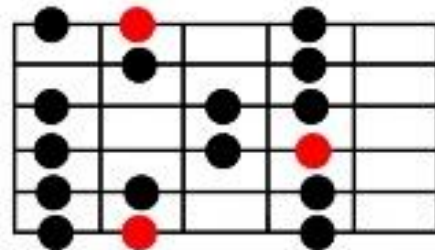
I	II	III	IV	V	VI	VII	VIII	IX	X	XI	XII
a [#]	b	c	c [#]	d	d [#]	e	f	f [#]	g	g [#]	a
b _b			d _b		e _b			g _b		a _b	

	I	II	III	IV	V	VI	VII	VIII	IX	X	XI	XII
e	f		g		a		b	c		d		e
b	c		d		e	f		g		a		b
g		a		b	c		d		e	f		g
d		e	f		g		a		b	c		d
a		b	c		d		e	f		g		a
e	f		g		a		b	c		d		e



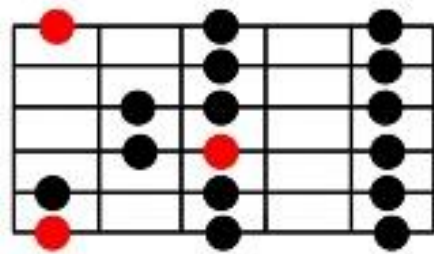
I	II	III	IV	V	VI	VII	VIII	IX	X	XI	XII
g \sharp a \flat	a	a \sharp b \flat	b	c	c \sharp d \flat	d	d \sharp e \flat	e	f	f \sharp g \flat	g

	I	II	III	IV	V	VI	VII	VIII	IX	X	XI	XII
e	f		g		a		b	c		d		e
b	c		d		e	f		g		a		b
g		a		b	c		d		e	f		g
d		e	f		g		a		b	c		d
a		b	c		d		e	f		g		a
e	f		g		a		b	c		d		e



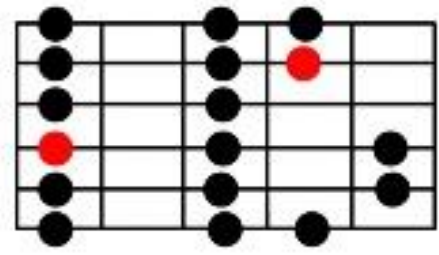
I	II	III	IV	V	VI	VII	VIII	IX	X	XI	XII
f#	g	g#	a	a#	b	c	c#	d	d#	e	f
g b		a b		b b		c	d b		e b		

	I	II	III	IV	V	VI	VII	VIII	IX	X	XI	XII
e	f		g		a		b	c		d		e
b	c		d		e	f				a		b
g		a		b	c		d		e	f		g
d		e	f		g		a		b	c		d
a		b	c		d		e	f		g		a
e	f		g		a		b	c		d		e



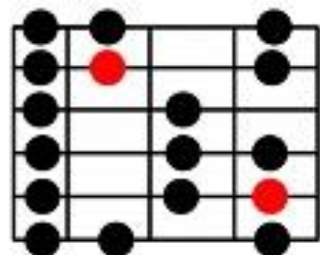
I	II	III	IV	V	VI	VII	VIII	IX	X	XI	XII
f	f# g♭	g	g# a♭	a	a# b♭	b	c	c# d♭	d	d# e♭	e

	I	II	III	IV	V	VI	VII	VIII	IX	X	XI	XII	XIII	XIV
e	f		g		a		b	c		d		e	f	
b	c		d		e	f		g		a		b	c	
g		a		b	c		d		e	f		g		
d		e	f		g		a		b	c		d		e
a		b	c		d		e	f		g		a		b
e	f		g		a		b	c		d		e	f	

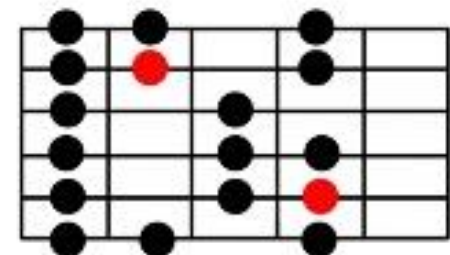


I	II	III	IV	V	VI	VII	VIII	IX	X	XI	XII
d \sharp	e	f	f \sharp	g	g \sharp	a	a \sharp	b	c	c \sharp	d
e \flat			g \flat		a \flat		b \flat			d \flat	

0	I	II	III	IV	V	VI	VII	VIII	IX	X	XI	XII		
e	f		g		a		b	c		d		e	f	g
b	c		d		e	f		g		a		b	c	d
g		a		b	c		d		e	f		g		a
d		e	f		g		a		b	c		d	e	f
a		b	c		d	e	f		g			a	b	c
e	f		g		a		b	c		d		e	f	g



This pattern can be played in the XIIth fret as well as with open strings when playing the pattern in the key of C



0	I	II	III	IV	V	VI	VII	VIII	IX	X	XI	XII
c	c# d b	d	d# e b	e	f	f# g b	g	g# a b	a	a# b b	b	c